

# DOLPHIN



MICRO-MINI  
MOTORHOMES





# The First & Foremost in Micro-Minis

One look at these outstanding motorhomes, and you'll understand why there are more Dolphins on the road than all other micro-mini makes combined. Brimming with spaciousness and luxury, our richly featured RVs combine a reasonable purchase price with economical operation for value down the road.

Exquisite interiors are a Dolphin hallmark. Inviting floor plans provide the headroom normally associated with much larger units, plus wide-open galleys and generous aiseways. Additional highlights include designer-quality fabrics, mini-blinds, and deep pile carpeting.

Handling is another important advantage. These power-

ful, nimble compacts drive like a car, and are they great on hills! Thanks to a 150 HP fuel-injected Toyota V6, Dolphin has the best power-to-weight ratio of any size motorhome.



And the efficient engine teams with a wind-cutting front for impressive fuel economy.

Now's the time to enjoy the motorhome of your dreams, so see your authorized dealer soon for a personal tour. You have a choice of four exciting Dolphins, including our all-new Model 550 with an open rear lounge area. Built better and backed better, your Dolphin comes with 12 month/18,000 mile warranty as well as a 24-hour toll-free helpline warranty system and road service assistance.



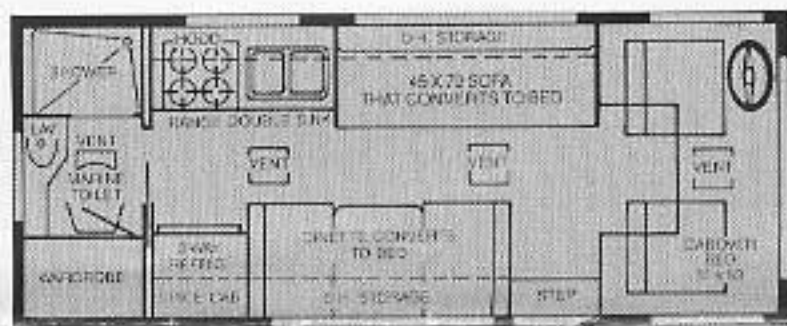
## Power Pak Option

This special includes a 2.8 KW Onan generator, Dometic 11,000 BTU roof-mounted air conditioner, and 700 watt microwave oven. (Available on all Dolphins, except Model 200)

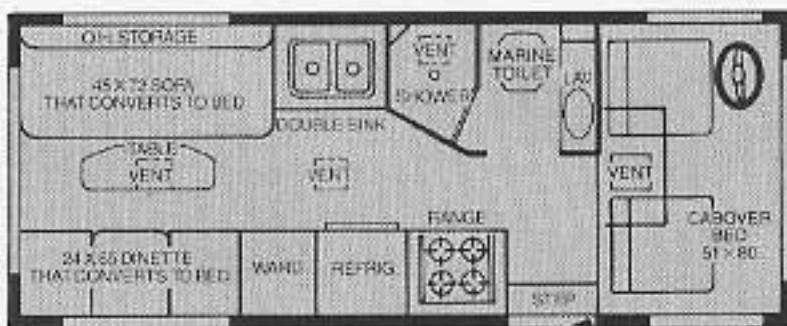


## Exterior Storage

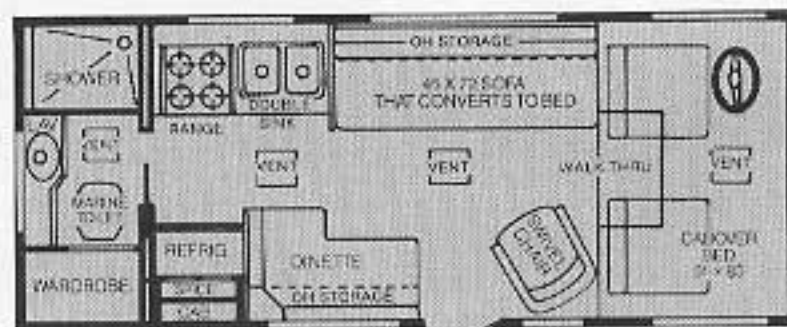
Dolphin's generous payload capacities mean you never have to leave the comforts of home at home. You can pack more with the confidence that you're not overloading your motorhome.



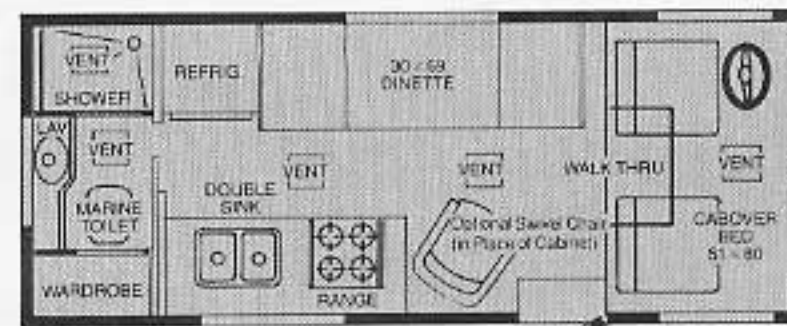
Model 900 - Rear Bath



Model 550 - Rear Dinette



Model 400 - L-Shaped Dinette



Model 200 - Rear Bath

# Specifications

## CAB & CHASSIS

	200	400	550	900
Toyota 6,000 lbs. GVW w/137" Wheelbase	S	S	S	S
3 Ltr. V6 (150 HP) Fuel Inj. Engine	S	S	S	S
4-Speed Automatic Transmission	O	S	S	S
5-Speed Transmission	S	O	O	O
Transmission Oil Cooler (Auto. Transmission Only)	S	S	S	S
Tilt Steering Wheel	S	S	S	S
Cruise Control	O	S	S	S
All Wheels Interchangeable	S	S	S	S
Spare Tire and Wheel	S	S	S	S
Reclining Bucket Seats	S	S	S	S
Heavy Duty Springs	S	S	S	S
Adjustable Air Suspension	N/A	S	S	S
Dual Rear Wheels	S	S	S	S
Dual Head Rear View Mirrors	S	S	S	S
Large Radiator for Extra Cooling	S	S	S	S

## GALLEY

4-Burner Cook Top	S	S	S	S
LP Gas Oven (Not avail. w/Power Pak option)	O	S	S	S
Range Hood w/Fan & Light	S	S	S	S
4 Cu. Ft. Combination LPG/110V Refrig. (Dometic)	S	S	S	S
Stainless Steel Double Sink	S	S	S	S

## INTERIOR FEATURES

Nylon Carpet with Pad	S	S	S	S
Vinyl Floor in Bath and Galley	S	S	S	S
Mini Blinds on Windows	S	S	S	S
Quality Drapes in Cabover	S	S	S	S
Oak Front Drawers on Steel Guides w/Travel Locks	S	S	S	S
Rear Seat Belts	S	S	S	S
Low Voltage Clock	N/A	S	S	S
Aromatic Cedar Wardrobe	N/A	S	S	S
Separate Shower Area	S	S	S	S
Wash Basin (Lavatory)	S	S	S	S
Power Vent in Bath	N/A	S	S	S
Vents in Shower & Bath	S	S	S	S
12V Demand Water Pump	S	S	S	S
16,000 BTU Forced Air Furnace w/Thermostat	S	S	S	S
City Water Hook-Up	S	S	S	S
Low Point Drains for Winterizing	S	S	S	S

## EXTERIOR FEATURES

Side Door Entry Step	S	S	S	S
Large Storage Compartment	S	S	S	S
Outside Water Outlet	S	S	S	S
5 Roof Vents	S	S	S	S
Large Tinted Radius Corner Windows	S	S	S	S
ABS Skirts for Styling	S	S	S	S

S=Standard, O=Optional, N/A=Not Applicable

## FOOTNOTES

Add 12" from roof-line to overall height if equipped w/air conditioning. Overall length is from front bumper to back bumper. Due to continual product improvement, we reserve the right to change materials, colors, specifications, and prices at any time, without notification.

## ELECTRICAL

	200	400	550	900
12 Volt Interior Lighting	S	S	S	S
Door Entrance Light	S	S	S	S
Systems Monitor Panel	S	S	S	S
90 AMP House Battery	S	S	S	S
Pre-Wired for Speakers	S	S	S	S
4-110V Outlets	S	S	S	S
Cable TV Hook-Up	N/A	S	S	S
Dual Batteries	S	S	S	S
110 to 12V Conv. w/Battery Charger & 25' Power Cord	S	S	S	S
Electrical Control Centralized Breakers & Fusing	S	S	S	S
Ground Fault Interrupter (GFI)	S	S	S	S

## OPTIONAL EQUIPMENT\*

Roof Mounted Air Conditioner—11,000 BTU	O	O	O	O
Cab Dash Air Conditioning	O	O	O	O
DSI Hot Water Heater	O	O	O	O
AM/FM Stereo w/Cassette	O	O	O	O
A&E Awning	O	O	O	O
Power Pak Package**	N/A	O	O	O
Cruise Control	O	S	S	S
LP Gas Oven	O	N/A	N/A	N/A
Microwave	O	O	O	O
TV Antenna	O	O	O	O
Swivel Chair (in Place of Cabinet)	O	N/A	N/A	N/A
Rack/Ladder (Not avail. w/Power Pak option)	O	O	O	O

## CONSTRUCTION FEATURES

Steel Reinforced Construction	S	S	S	S
Vacuum Bonded Fiberglass Sidewalls, Floor & Ceiling	S	S	S	S
Block Foam Insulation in Roof, Sidewalls, Back & Floor	S	S	S	S
Tapered Roof for Proper Drainage	S	S	S	S
Reinforced & Wired for Future Air Conditioner Install.	S	S	S	S

## CAPACITIES & DIMENSIONS

Overall Length	20'6"	22'1"	22'1"	22'1"
Overall Width	83"	83"	83"	83"
Overall Height	8'9"	8'9"	8'9"	8'9"
Interior Height	6'1"	6'1"	6'1"	6'1"
Interior Width	80"	80"	80"	80"
Fuel Capacity (Gallons)	17.2	17.2	17.2	17.2
Fast Recovery Water Heater (Gallons)	6	6	6	6
Propane Tank w/Sight Gauge (Gallons)	5	5	5	5
Waste Holding Tank (Gallons)	17.5	19	17	19
Gray Water Waste Holding Tank (Gallons)	17	17.5	17	17.5
Fresh Water Tank (Gallons)	14	17	17	17

## WEIGHTS/LBS\*\*\*

Dry Weight (lbs)	4800	5010	5090	5010
Available Payload (lbs)	1200	990	910	990
GVWR (lbs)	6000	6000	6000	6000

\*Options add additional weight

\*\*Power Pak Package Includes: 2.8 Kw Onan Generator, 11,000 BTU Roof Air, 700W Microwave Oven (replaces gas oven), 14 Gallon Water Tank

\*\*\*w/Dash Air & Automotive Radio






# The Inside Story of Exceptional Value

**MODEL 900** (Shown on front cover) Come in and make yourself at home! Enjoy chatting on a large sofa that invites you to stretch out. Opposite is additional seating—a dinette with a large table—or optional twin barrel chairs. Sleeping accommodations abound, with an overhead bed, plus the sofa and dinette convert into sleepers. The rear bath includes shower, vanity and large wardrobe. Typical of all Dolphins, the 900 has loads of storage space, plus a large exterior storage compartment for large items.

**MODEL 550** If you can't get enough of the great outdoors, this is the perfect motorhome for you! Just stroll back to the 550's rear lounge, and see what we mean. Surrounded by windows, you'll enjoy a panoramic view and that great open-air feeling even while cozily inside. You'll also appreciate all the conveniences of home. Model 550 boasts such amenities as separate sleeping areas and a sensational galley. It's among the most roomy of the micro-minis, with lots of extra counter space.

**MODEL 400** Welcome aboard! You're greeted by an L-shaped dinette that's ideal for entertaining friends or just plain relaxing. If you'd like, you can set up two tables to create conversation areas. The table by the dinette is shown here, and a second can be placed in front of the sofa. To pamper your party of four, the 400 is all-around comfortable with two beds—one's the convertible sofa and the other is a full-size 51" x 80" bed over the cab.

**MODEL 200** Check the long list of features to see how much luxury is standard on Dolphin's lowest priced motorhome. The completely self-contained Model 200 has a fully equipped bath with separate shower, plus accommodations to sleep four in comfort. Model 200 provides more drawer space than its competition, a standard spare tire, and you can specify a barrel chair option for additional lounge seating. We feel it's the best value on the road!



24-Hour Toll-Free Help Line  
As a Dolphin original owner, you  
can call toll-free, anytime, for  
expert advice on any problem you  
might have. (Good for one year

from date of purchase. Non-transferrable program can  
be extended for a nominal fee.)



# DOLPHIN

NATIONAL RV, INC.  
3411 North Perris Boulevard  
Perris, California 92571  
(714) 943-6007

Take An Armchair Tour  
Informative VHS video pro-  
vides a wealth of details on  
National RV products. Send  
\$9.95 to the address on back  
cover.

